



Plug Master Industrial Co., Ltd.


P8-039-21 Assembling Instruction



1. P8-039-21 8P8C-2R-V




2. Strip and removed 20mm of jacket.




3. Slide into liner.


Conductor OD: 0.65mm



4. Untwist and order pairs.



5. Trim.



6. Assembly.



Plug Master Industrial Co., Ltd.

P8-039-21 Assembling Instruction



7. Slide assembly into the plug body.



8. Crimp.



9. Assembly process completed.



10. Assembly process completed.