




乾羅科技股份有限公司
Plug Master Industrial Co.,Ltd.




1. P8-007




2. The Cable PVC 20mm by stripping.




3. Spread four pairs.



4. Untwist and order pairs based on TIA/EIA 568A or 568B.



5. Slide pairs into PLUG.




8. Crimp.



乾羅科技股份有限公司
Plug Master Industrial Co.,Ltd.



7. Assembling process completed.



8. Assembling process completed.