





乾羅科技股份有限公司
Plug Master Industrial Co., Ltd.




1. P8-S86 + SR-029




4. Untwist and order pairs.



2. Slide boot into cable.



5. Slide into liner and trim.



3. Strip and removed 15mm of jacket.



6. Slide assembly into plug body.




乾羅科技股份有限公司
Plug Master Industrial Co.,Ltd.



7. Slide boot into plug body.




9. Assembly process completed.



8. Crimp.



10. Assembly process completed.



Hand tool we used.