



Cat. 6A STP Plug with Nylon Boot


Assembling Instruction




1. Part No. Cat.6A P8-M15-4 + SR-044 Boot.




2. Push boot SR-044 into cable.



3. Strip and remove 15-20mm of jacket.




4. Fold the drain wire down the cable.




5. Cut off the tinfoil and Separate four pairs



6. Arrange the wires according to T568A or B



7. Slide into liner.




8. Trim the surplus wire.




Cat. 6A STP Plug with Nylon Boot

Assembling Instruction



9. Slide assembly into plug body and put drain wire close to cable clamp.



10. Fold the cable clamp along the cable.



11. Crimp with our tool PM-236Q .



12. Trim the rest drain wire.



13. Push boot into plug body.



14. Assembly Finished.